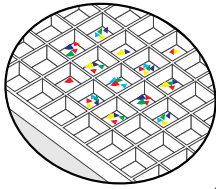


See page C8 for more product information.



**MAXI SURFACE** - Cat. No. 2809-LS-01

**MINI SURFACE** - Cat. No. 2802-SS-02

**SUPER MINI SURFACE** - Cat. No. 2802-SM-03

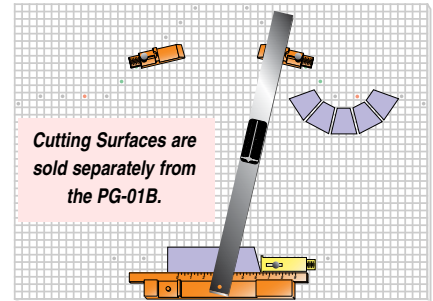
Morton's Super Mini Surface is two cells taller than a Mini and comes with a 15" (381mm) Glass Shop cutting bar. The cutting bar makes the Super Mini a space saving option for the crafter who uses our Portable Glass Shop. The Super Mini and the 15" (381mm) Glass Shop cutting bar are designed to work with the old Portable Glass Shop model (01) and the new model (PG01B). The Super Mini is tall enough to work with 12" (305mm) glass.

## PORTABLE GLASS SHOP

Cat. No. 2800-PG-01B

Make squares, diamonds, trapezoids and many other geometric shapes.

Comes with an audio CD, a reversible squaring fence, an extra squaring block, three glass stops, fast angle fixtures, a Glass Shop ruler and more!



Cutting Surfaces are sold separately from the PG-01B.



**GLASS STOPS** Cat. No. 2805-PG-06B

Same as Glass Stops in Morton's Portable Glass Shop. This is a fixture that users say they just can't have too many. Sold in packages of five.



## CIRCLE & BORDER SYSTEM

Cat. No. 2814CBS1

The ultimate accessory for the Portable Glass Shop (Cat. No. 2800-PG-01B). Putting a glass border around a glass circle uses a lot of glass and leaves hard to use scrap. The Circle Border System changes how it's done. Create circles up to 13" (330mm) and borders up to 14" (356mm). It comes with a computer program that does the math and shows through video instruction how to use the system.



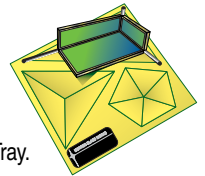
**FENCE EXTENSION** Cat. No. 2814-PG-02B

5" (127mm) extension to the PG01B Squaring Fence. Comes with inch/metric ruler that adds back the most asked for function of the old glass shop... a ruler on the Squaring Fence.

## GS ASSEMBLY TRAY

Cat. No. 2805-PG-05

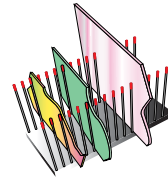
Use rectangles, triangles and pentagons to make jewelry boxes, lamps, paperweights and more. Instructions for 8 projects... if you have a Glass Shop you need the Assembly Tray.



## GLASS CADDY

Cat. No. 2801-GC-01

(Holds up to 40 one sq. ft. glass squares.)




**STUDIO CUTTING BAR** Cat. No. 2814-PG-03

9" longer than the Glass Shop bar. Great for working with larger pieces of glass.

Use the Caddies as holding fixtures for other accessories...2 Caddies, a Mini Surface and a Studio Cutting Bar will allow scoring a 24" wide piece of glass.

## GLASS BREAKING TOOLS

The three-part Safety Break and the one-piece M-80 allow glass breaking anywhere along the scoreline. This feature is an enormous advantage over tools that work only from the glass edge.




**SAFETY BREAK**

Cat. No. 2804-SB-01

**M-80**


Cat. No. 2812-SB-80



6 per package

**CUTTER CADDY**

Cat. No. 2800-CC-06



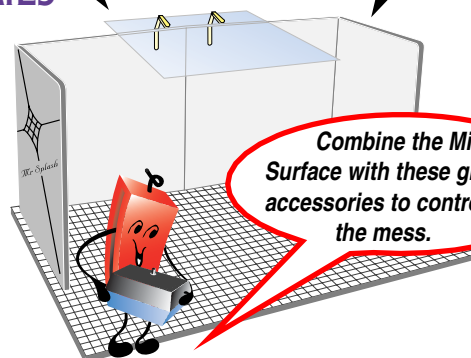
## GRINDER ACCESSORIES

**MR. SPLASH**

Cat. No. 2810-GA-02

**SAFETY SPLASH**

Cat. No. 2810-GA-03

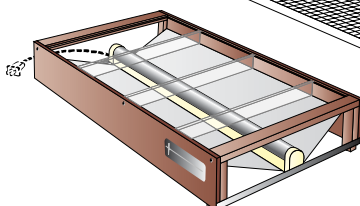


Use the Mini Surface face up for cutting and face down for drawing.

Combine the Mini Surface with these grinder accessories to control the mess.

## LOW COST LIGHTBOX

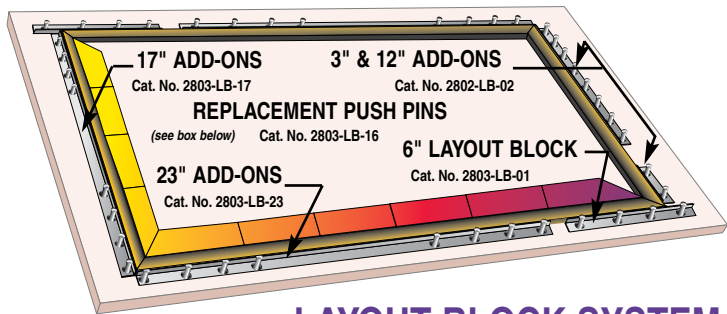
Surface and light fixture not included.



**THRIFTY LITE KIT**

Cat. No. 2808-TL-01

Use inexpensive soft boards for layouts.



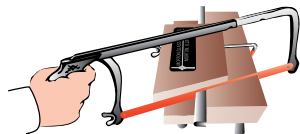
## LAYOUT BLOCK SYSTEM

### TEENY CIRCLE SYSTEM Cat. No. 2814TCS1



The new "Teeny Circle System" is a jig for glass cutters and cutting surfaces. The jig holds a piece of work and guides the tools operating on it. This system turns a Morton surface into a jig board for quilting designs and small circles (6" to as small as you like). Includes:

- 7" Turn Table (was TT03) • Cutter Guide (was TC01)
- 2 Support Fixtures (from CC06) • 1 Glass Stop (from PG01B) • Instructions (#TCS1)



### CLEAN CUT

Cat. No. 2806-ZM-01


Saw and blade not included.

The inexpensive solution for cutting outside borders. Holds zinc and brass secure while making accurate 90° or 45° cuts.

Use a standard hacksaw with a 32 teeth-per-inch blade.

The following products are show on pages C7 & C8.

Cat. No.	Prod. #	Product Description
<b>Glass Cutting Surfaces and Accessories</b>		
2809-LS-01	LS01	Maxi Surface (White plastic.. 22½" x 31¾")
2802-SS-02	SS02	Mini Surface (White plastic.. 14¼" x 22½")
2802-SM-03	SM03	Super Mini Surface 15¾ x 22½ + 15" bar
2800-CC-06	CC06	Cutter Caddy (Black plastic.. 6 per package.)
2814-TCS1	TCS1	Teeny Circle System
<b>Glass Shop Fixtures and Accessories</b>		
2800-PG-01B	PG01B	Portable Glass Shop
2814-PG-02B	PG02B	Fence Extension (5" extension)
2814-PG-03	PG03	Studio Cutting Bar (31½" long PG01 bar.)
2805-PG-05	PG05	GS Assembly Tray (Yellow plastic)
2805-PG06B	PG06B	Extra Glass Stops
<b>Glass Breaking Tools / Safety Break System</b>		
2804-SB-01	SB01	Safety Break (Button, push block and runner)
2812-SB-80	SB80	M-80 (One-piece "U" shaped breaker)
<b>Low Cost Light Box Kit</b>		
2808-TL-01	TLK1	Thrifty Lite Kit
(Does not include light fixture... unfinished wood.. 14¾" x 25" x 4½")		
<b>Note:</b> Use a G.E. "Bright Stik" or Lights of America model #7020...		
Above fixtures are sold at many hardware and department stores.		
<b>Use:</b> Mini Surface - Cat. No. 2802-SS-02 as work surface.		
<b>Glass Grinder Accessories</b>		
2810-GA-02	GA02	Mr. Splash (21" wide x 8" deep x 11¼" tall)
2810-GA-03	GA03	Safety Splash (8" x 8" eye shield)
<b>Layout Block System / Metalworking Tools</b>		
2803-LB-01	LB01	Ten 6" (152mm) Layout Blocks (40 pins)
2802-LB-02	LB02	Four 3" & Four 12" Add-Ons (40 pins)
2803-LB-16	LB16	Replacement Push Pins (16 pins/pack)
2803-LB-17	LB17	Two 17" (432mm) Layout Add-Ons (16 pins)
2803-LB-23	LB23	Two 23" (584mm) Layout Add-Ons (16 pins)
2806-ZM-01	ZM01	Clean Cut (Zinc and brass miter vise)
<b>Glass Storage Rack</b>		
2801-GC-01	GC01	Glass Caddy (11" wide x 5" deep x 5" tall)



2071

### 18" (457mm) L-SQUARE

Cat. No. 2071

An excellent low-priced tool for straight cutting. Has butting ledge on bottom to assure a 90° score. For right or left handed use. Mounting holes provided for permanent installation if desired. Lightweight, durable plastic with woodgrain finish.

### 24" (601mm) L-SQUARE

Cat. No. 207124

Heavy duty, lightweight, durable plastic with woodgrain finish.

### 37" (940mm) L-SQUARE

Cat. No. 207137

Lightweight, durable plastic with woodgrain finish.

### RULEX

Cat. No. 21102

A low-cost alternative to expensive cutting systems. Reversible and adjustable rule for cutting, drawing, scribing, framing and designing on glass, and other materials.

16" (406mm) long cutting arm for working with large pieces. Works as a conventional square. Has an edge stop and adjusts from 0° to 135°. Easily locked into position with self-storing allen wrench. Grip pads for accurate placement on glass and tile.



### SURE SCORE

Cat. No. 20715

A versatile straight edge. Designed so that the bottom side curved piece will permit angled and straight line scoring. At the same time, the unique design stops damage to carbide wheels from going off the edge of the glass.

### 18" (457mm)

### STRAIGHT EDGE

Cat. No. 2076

Calibrated aluminum 1" x 1/16" (25 x 1.6mm) thick with non-slip cork backing.

**NOTE:** See page F19 for Cork/Rubber Strip (Cat. No. 9170). Non-skid backing for straight edges and squares.



### COLORFUL GLASS CUTTING SQUARES

Cat. No. 20700 - Pink

Cat. No. 20701 - Purple

Cat. No. 20702 -

Turquoise

Brilliant colors! The quick and easy way to square off a ragged glass edge. Anchor the square's base against the glass edge and precisely square pieces up to 12-1/2" (318mm) wide. Made of non-abrasive material that won't scratch glass, warp or lose its accuracy. Can be used on mirrors and floor tiles.